

Google Docs Resume Templates

Last Modified on 09/18/2024 3:03 pm PDT

Google Docs has five resume templates that you can use for **free**. They are ATS-friendly so we recommend using them if you are applying for a job at a large company. Here are the steps to create a resume using Google Docs:

1. Log in to your Google account
2. Create a new document by typing [docs.new](https://docs.google.com) into your browser's address bar
3. Click on "File" --> "New" --> "From template gallery"
4. Scroll down to the resumes section and choose a template

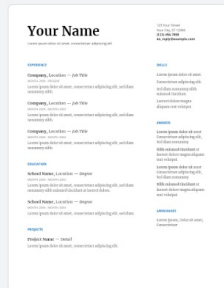
Template gallery

Rivet School [General](#)


Resumes




Resume Swiss




Resume Serif



Resume Coral



Resume Spearmint



Resume Modern Writer